

# EAACI Congress 2024

Valencia, Spain

31 May - 3 June



Revolutionising Patient Care  
Through the Power of Data Science



#EAACIcongress

[www.eaaci.org](http://www.eaaci.org)



EUROPEAN ACADEMY OF  
ALLERGY & CLINICAL IMMUNOLOGY

DEDICATED TO ALLERGY SCIENCE,  
COMMITTED TO YOUR HEALTH

# Industry Report EAACI Hybrid 2024

# Table of Contents

EAACI Annual Congress Overviews

Industry Participation / delegate interaction

EAACI Sponsor tools

EAACI 2025 – preliminary information / dates

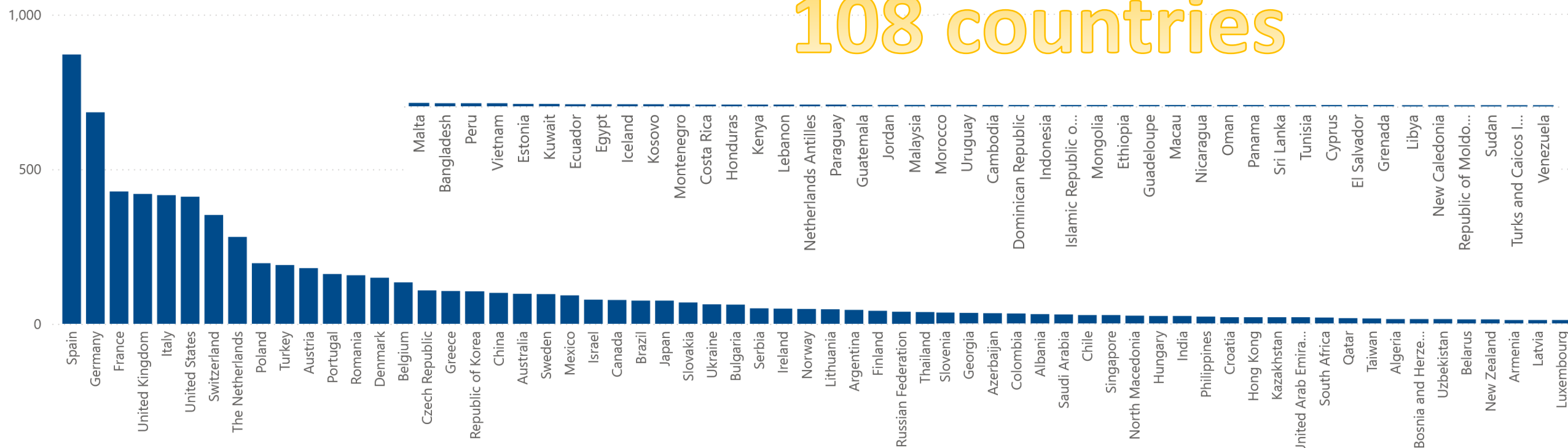


# EAACI Hybrid 2024 – Registration Figures



	Onsite 2024	Digital 2024	Total Valencia 2024	Average Registration 2014-2023	Hamburg 2023	Prague 2022	Krakow 2021	Digital 2020	Lisbon 2019	Munich 2018	Helsinki 2017	Vienna 2016	Barcelona 2015	Copenhagen 2014	Average Registration 2021-2023 Post-COVID	Average Registration 2014-2019 Pre-COVID
Paying Participants	5'676	643	6'319	6'180	6'058	5'886	6'157	7'558	6'659	5'613	6'306	5'910	5'959	5'695	6'034	6'024
Complimentary	856	153	1'009	801	673	603	492	550	1'058	941	917	973	864	935	589	948
Exhibitors	719	0	719	735	621	593	473	216	1'016	979	896	940	858	757	562	908
<b>Total</b>	<b>7'251</b>	<b>796</b>	<b>8'047</b>	<b>7'716</b>	<b>7'352</b>	<b>7'082</b>	<b>7'122</b>	<b>8'324</b>	<b>8'733</b>	<b>7'533</b>	<b>8'119</b>	<b>7'823</b>	<b>7'681</b>	<b>7'387</b>	<b>7'185</b>	<b>7'879</b>

108 countries

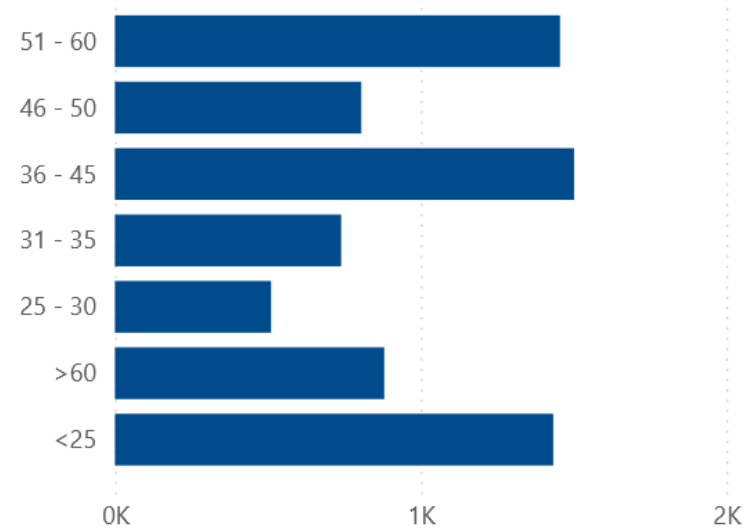


# EAACI Hybrid 2024 – Registration Figures



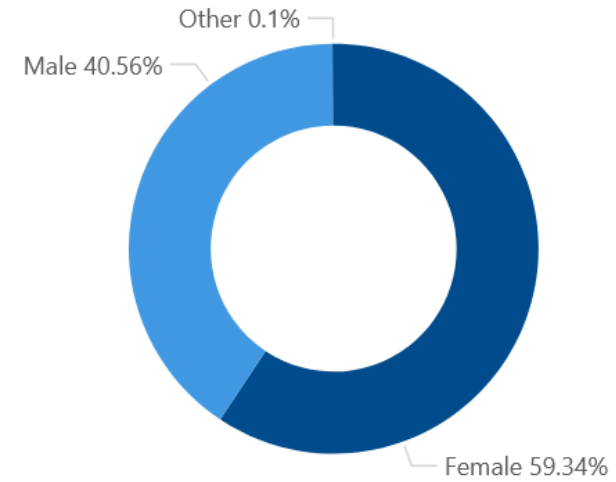
### By Age Groups

TOTAL REGISTRATIONS



### By Gender

TOTAL REGISTRATIONS

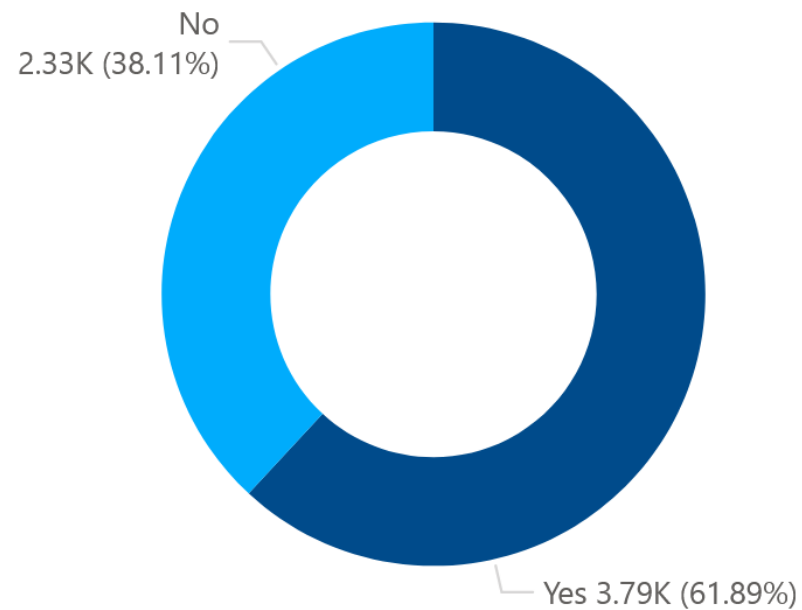


# EAACI Hybrid 2024 – Registration Figures



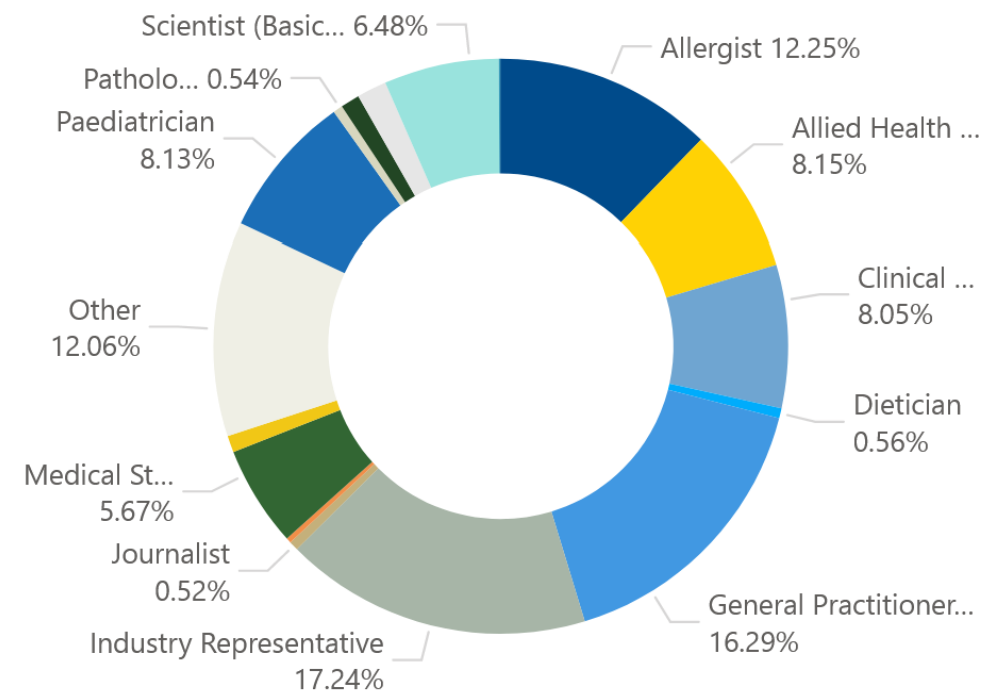
## License to Prescribe Medicine

EVENT REGISTRATIONS



## Profession

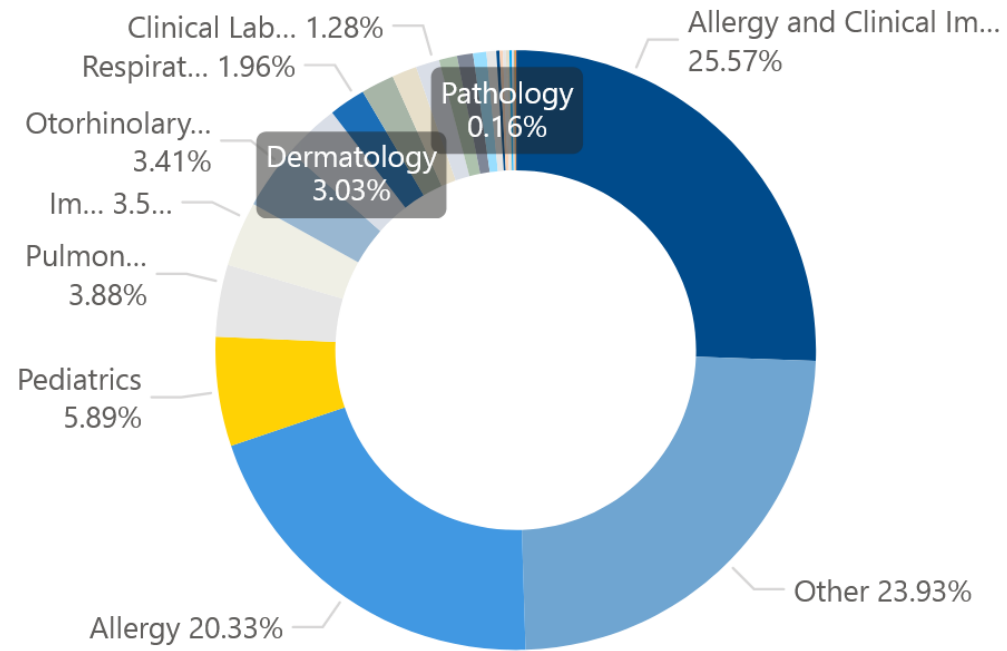
EVENT REGISTRATION



# EAACI Hybrid 2024 – Registration Figures



Speciality  
EVENT REGISTRATIONS



# EAACI Hybrid 2024 – Scientific Programme – EAACI Sessions

- ❖ 11 Plenary Sessions
- ❖ 35 Symposia
- ❖ 8 Thematic Symposia
- ❖ 16 Interactive Workshops
- ❖ 6 Special Sessions (President Session, Opening, GA, Journals, NAS Forum, Closing)
- ❖ 12 Learning Lounges Sessions
- ❖ 6 Pro & Con Sessions
- ❖ 7 JMA Sessions
- ❖ 2 World Leaders Dialogue Sessions
- ❖ 2 Year in Review Sessions
- ❖ 10 Sister Society Sessions

FRIDAY 9 JUNE	SATURDAY 10 JUNE	SUNDAY 11 JUNE
7:00		
8:00		
9:00	SY 1: Management of pediatric asthma - What is new?	SY 2: Innate immune responses in allergy and immunotherapy
10:00	PL 1: Novel analytical tools to phenotype asthma and allergic diseases	PL 2: Microbial immune interactions over the life span
11:00		SY 3: Topic for this year: Allergy in Africa
12:00		SS 1: EAACI & KAAACI Joint Symposium
13:00	SY 4: Novel biologics and combinatory treatment approaches	SY 5: Tissue-specific immune responses at barrier sites
14:00	SY 6: Evidencing occupational asthma, progress and challenges	SY 7: Environmental influences on allergy and asthma
15:00	SY 8: Novel therapeutic approaches in severe asthma	SY 9: Novel therapies in allergic rhinitis
16:00		SY 10: Novel therapies in allergic rhinitis
17:00		SY 11: Omics evaluating host versus commensal pathogen
18:00		SY 12: Omics evaluating host versus commensal pathogen
19:00		Opening ceremony and networking reception

FRIDAY 9 JUNE	SATURDAY 10 JUNE	SUNDAY 11 JUNE
7:00		
8:00		
9:00	SY 12: Biologics in ocular allergy	SY 13: Biomechanics in asthma diagnosis
10:00	PL 3: Drug allergy - time for a personalised approach	PL 4: Revisiting the skin immunology
11:00		SS 4: EAACI & JMA & JSA
12:00		SS 4: EAACI & JMA & JSA
13:00	SY 13: Urticaria: still unmet needs	SY 14: Innovative treatment strategies in food allergy
14:00		SS 3: EAACI & KAAACI Joint Symposium
15:00	SY 17: Hereditary angioedema: Current Situation and Future	SY 18: Improving patient care with allergen
16:00		SS 3: EAACI & KAAACI Joint Symposium
17:00	SY 20: Update of pathogenesis and management of nasal	SY 21: Epithelial barrier theory from bench to bedside
18:00		SS 3: EAACI & KAAACI Joint Symposium

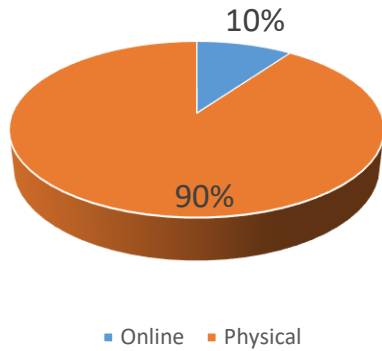
FRIDAY 9 JUNE	SATURDAY 10 JUNE	SUNDAY 11 JUNE
7:00		
8:00		EAACI General Assembly
9:00	SY 22: Biologics for allergic disease: safety and efficacy in children	SY 23: Dietary immune modulation of health and disease in children
10:00	PL 5: New discoveries in IgE-mediated autoimmunity	PL 6: Novel developments in AIT
11:00		SS 9: EAACI & JSA
12:00		SS 9: EAACI & JSA
13:00		SS 9: EAACI & JSA
14:00	SY 23: Targeting the airway epithelium with next-generation biologics	SY 24: Food Protein-Induced enterocolitis syndrome (FPIES)
15:00		SS 9: EAACI & JSA
16:00	SY 28: Food allergy prevention and management	SY 29: Vaccine Responses during Biological Therapies
17:00		SS 9: EAACI & JSA
18:00		SS 9: EAACI & JSA
19:00		EAACI 2024 Closing Ceremony



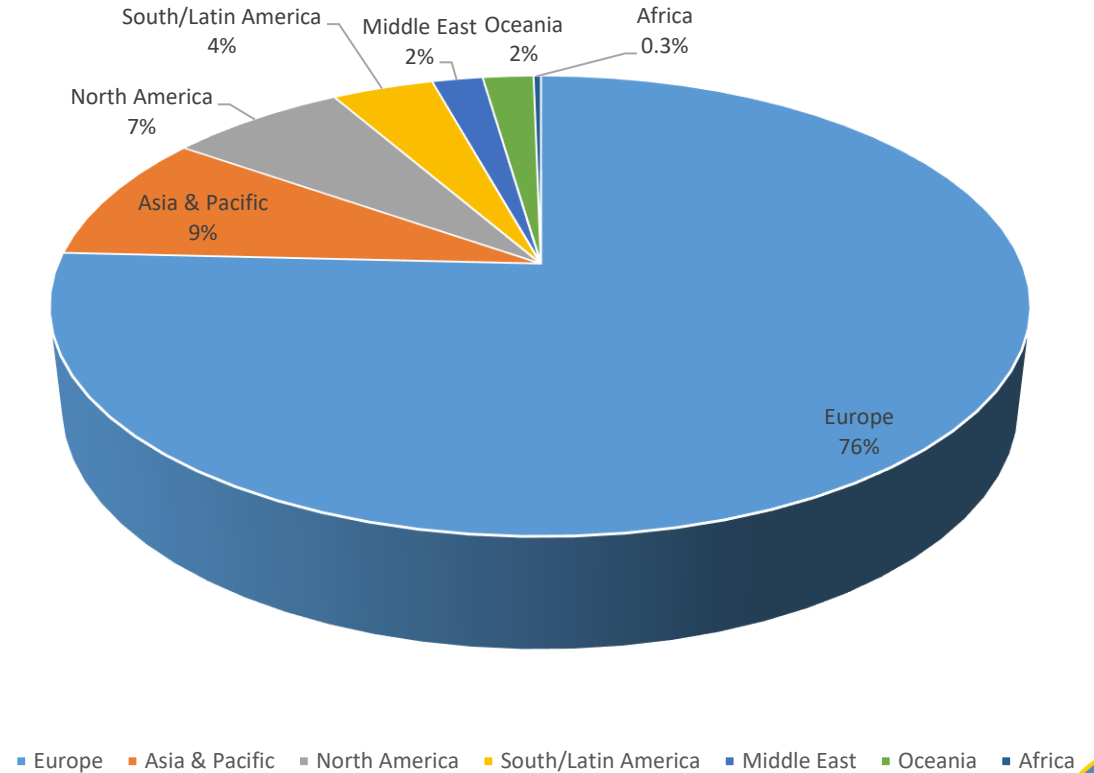


# Overall registration statistics - Delegate numbers as of 03.06.2024

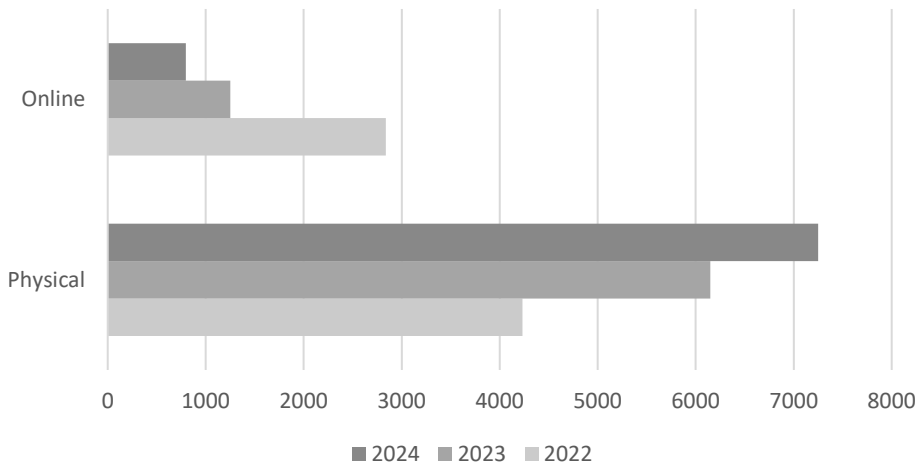
Onsite vs Digital delegates 2024 (%)



Regions - historically (%)



2022 vs 2023 vs 2024

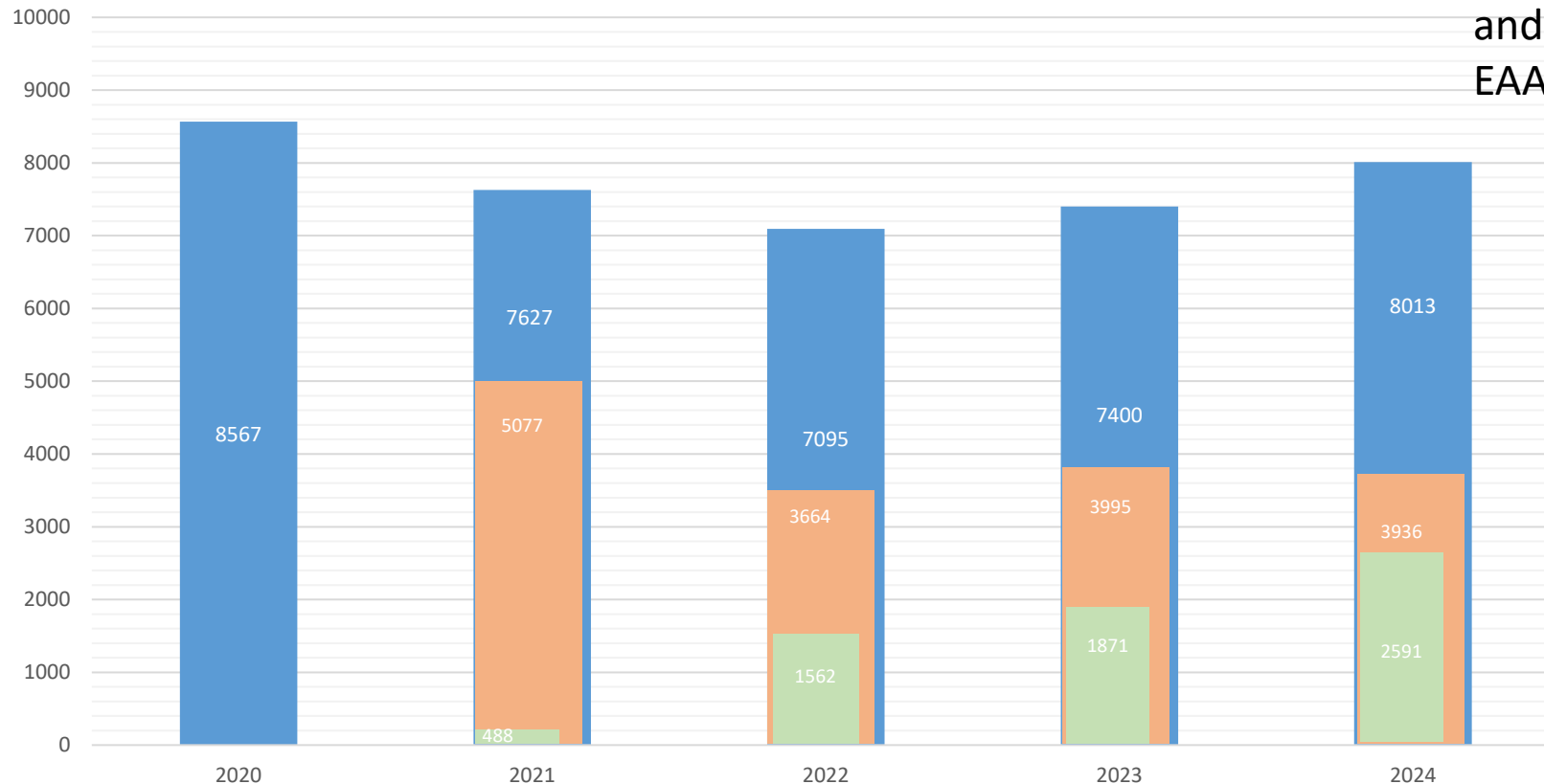


Data may change if/when delegates verify their profile data at a later stage



## Overall registration statistics - Delegate numbers as of 03.06.2024

Registered delegates overview including exhibitors



“On AVG an EAACI digital user spent 18 min and 15 seconds on the digital platform for EAACI 2024”

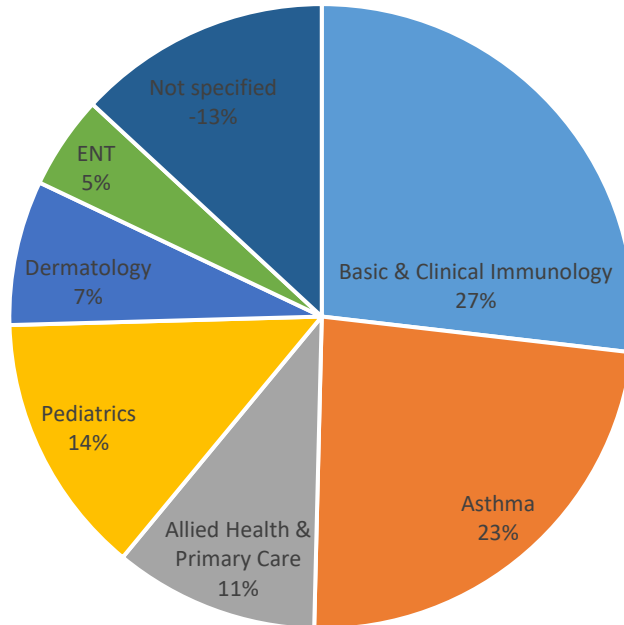
All Delegates logged in digitally

Onsite delegates that logged into digital platform

Data may change if/when delegates verify their profile data at a later stage



## Overall registration statistics - Delegate sections as of 03.06.2024



### Sections

	Overall
Basic & Clinical Immunology	27%
Asthma	24%
Allied Health & Primary Care	11%
Pediatrics	14%
Dermatology	7%
ENT	5%
Not specified*	13%

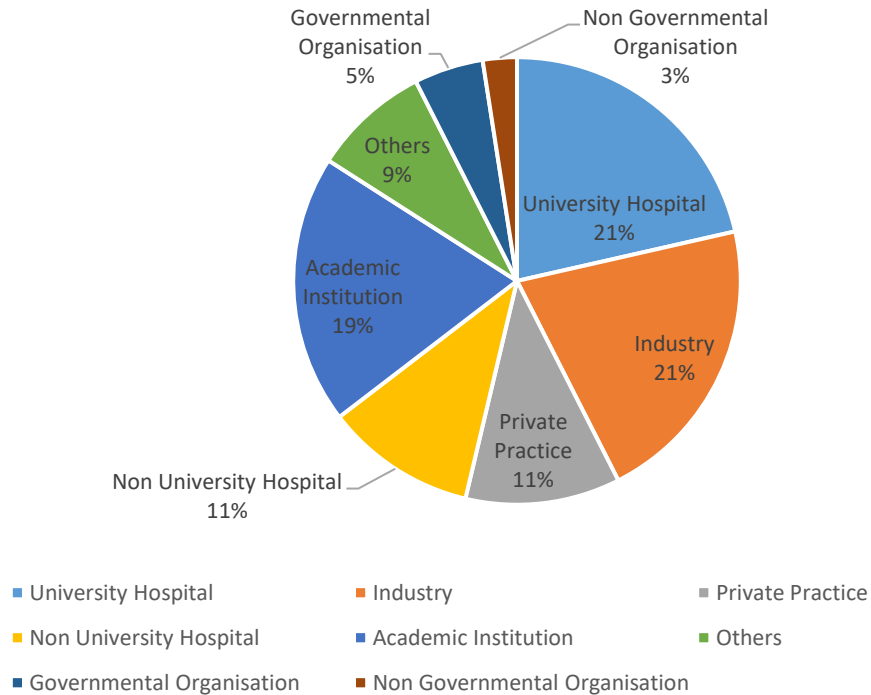
■ Basic & Clinical Immunology ■ Asthma ■ Allied Health & Primary Care ■ Pediatrics ■ Dermatology ■ ENT ■ Not specified

*Data may change if/when delegates verify their profile data at a later stage*



# Overall registration statistics - Delegate workplace as of 03.06.2024

## Type of Organisation



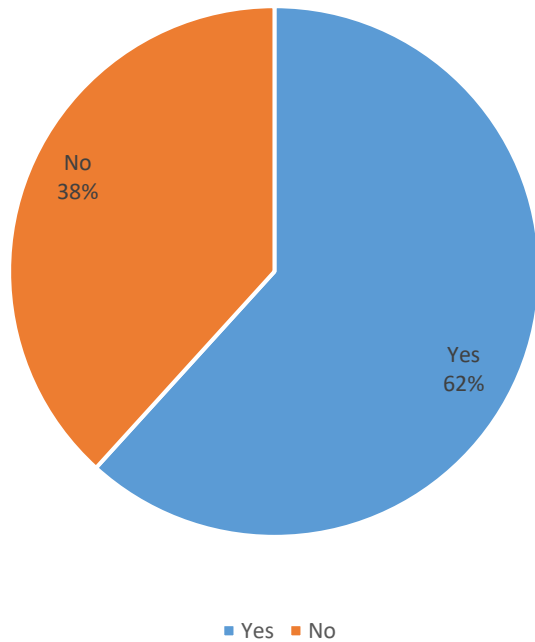
	Overall
University Hospital	21.45%
Industry	21.08%
Private Practice	11.19%
Non University Hospital	10.87%
Academic Institution	19.46%
Others	8.48%
Governmental Organisation	5.01%
Non Governmental Organisation	2.46%

\* Data not specified due to delegates not logging into their MyEAACI to verify their data (mainly from group registrations)

Data may change if/when delegates verify their profile data at a later stage



## Overall registration statistics - Prescribers / Non-prescribers as of 03.06.2024



### Prescriber

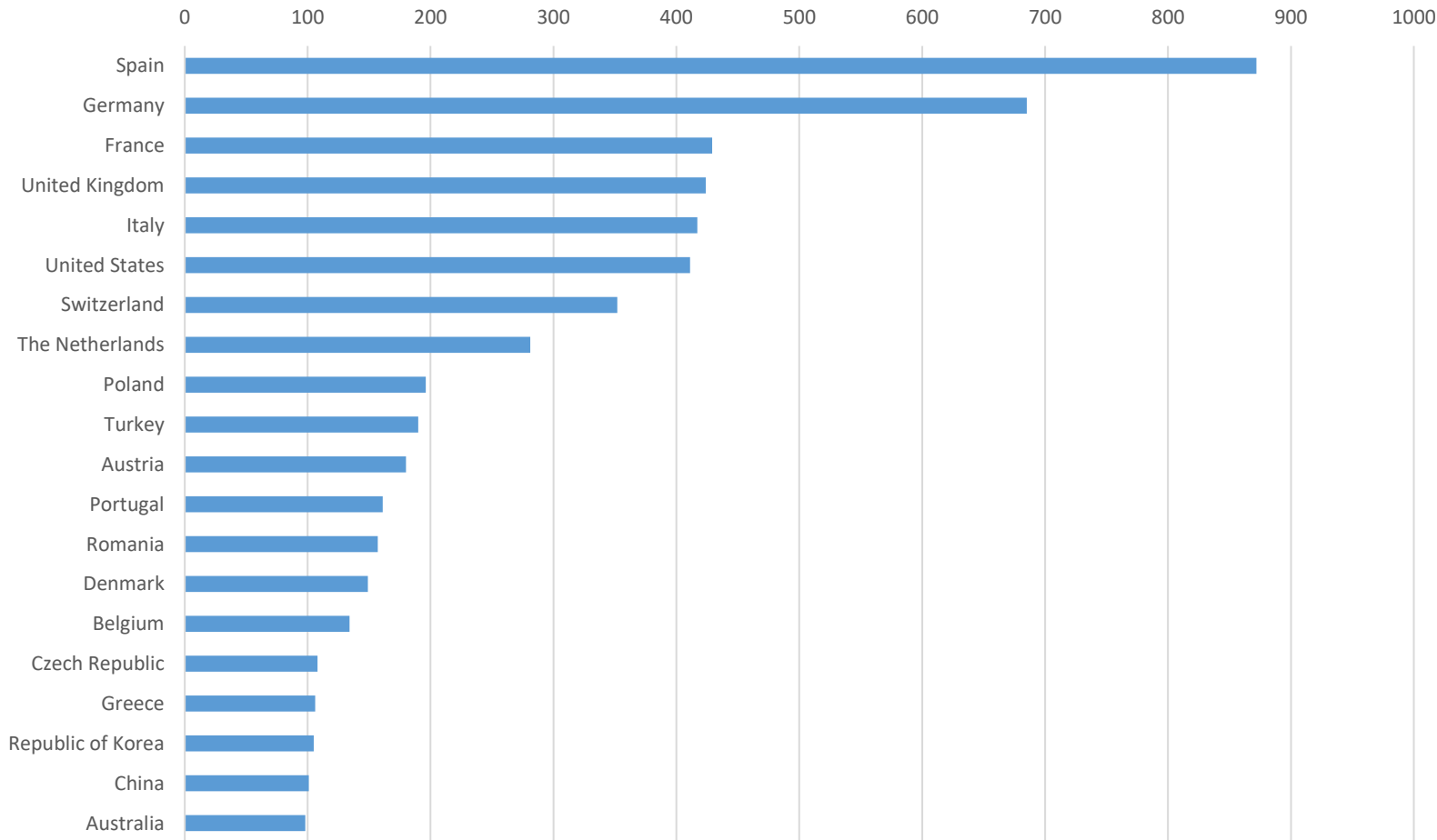
	Overall
Yes	62%
No	38%

Data may change if/when delegates verify their profile data at a later stage



# Overall registration statistics - Comparative world stats

Top 20 All Countries - Overall



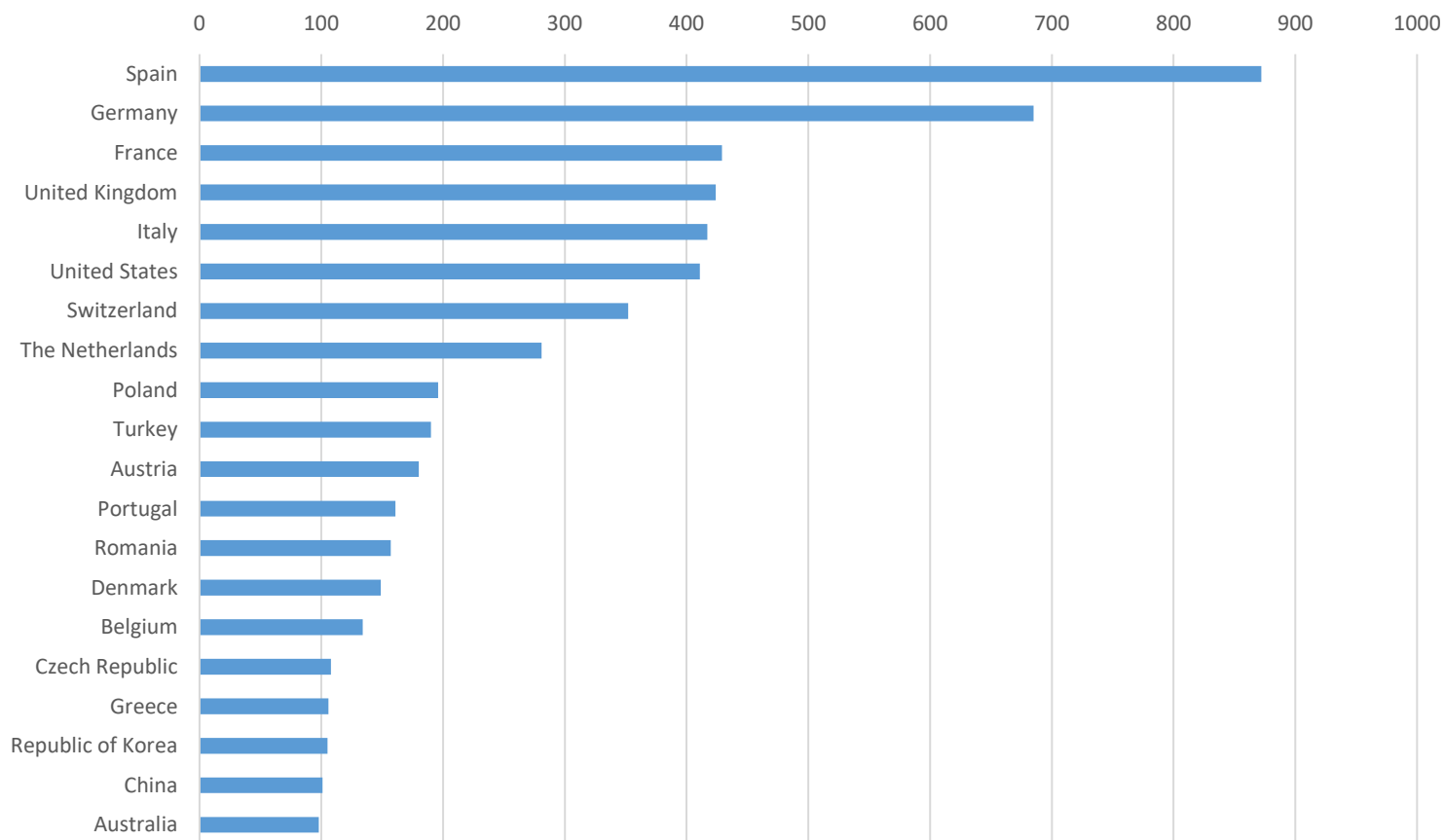
Country	overall
Spain	872
Germany	685
France	429
United Kingdom	424
Italy	417
United States	411
Switzerland	352
The Netherlands	281
Poland	196
Turkey	190
Austria	180
Portugal	161
Romania	157
Denmark	149
Belgium	134
Czech Republic	108
Greece	106
Republic of Korea	105
China	101
Australia	98

Data may change if/when delegates verify their profile data at a later stage



## Overall registration statistics - Comparative world stats

Top 20 European Countries - Overall



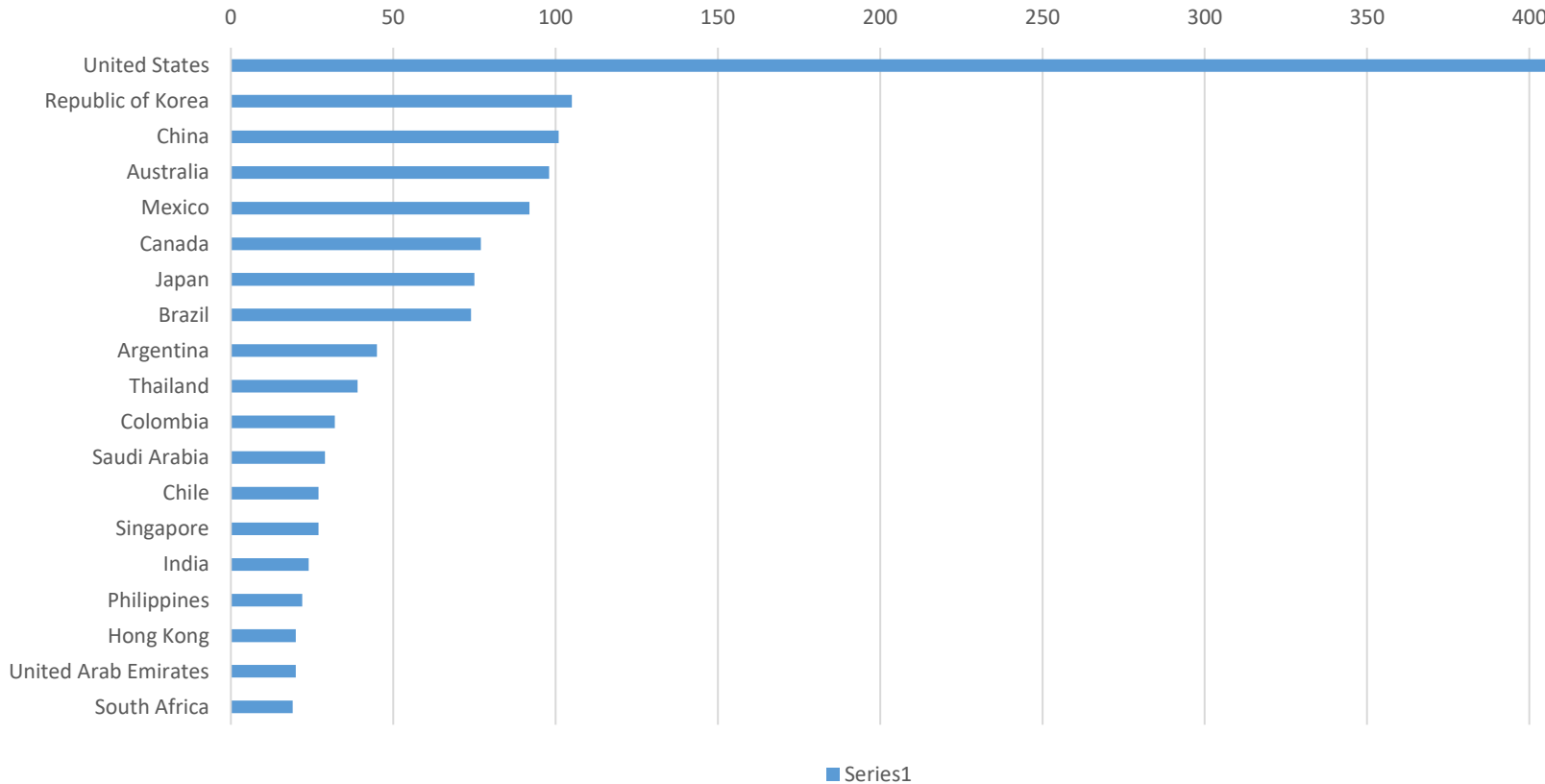
Country	overall
Spain	872
Germany	685
France	429
United Kingdom	424
Italy	417
Switzerland	352
The Netherlands	281
Poland	196
Turkey	190
Austria	180
Portugal	161
Romania	157
Denmark	149
Belgium	134
Czech Republic	108
Greece	106
Sweden	96
Israel	78
Slovakia	69
Ukraine	63

Data may change if/when delegates verify their profile data at a later stage



# Overall registration statistics - Comparative world stats

Top 20 ROW Countries - Overall



Country	Overall
United States	411
Republic of Korea	105
China	101
Australia	98
Mexico	92
Canada	77
Japan	75
Brazil	74
Argentina	45
Thailand	39
Colombia	32
Saudi Arabia	29
Chile	27
Singapore	27
India	24
Philippines	22
Hong Kong	20
United Arab Emirates	20
South Africa	19
Qatar	17

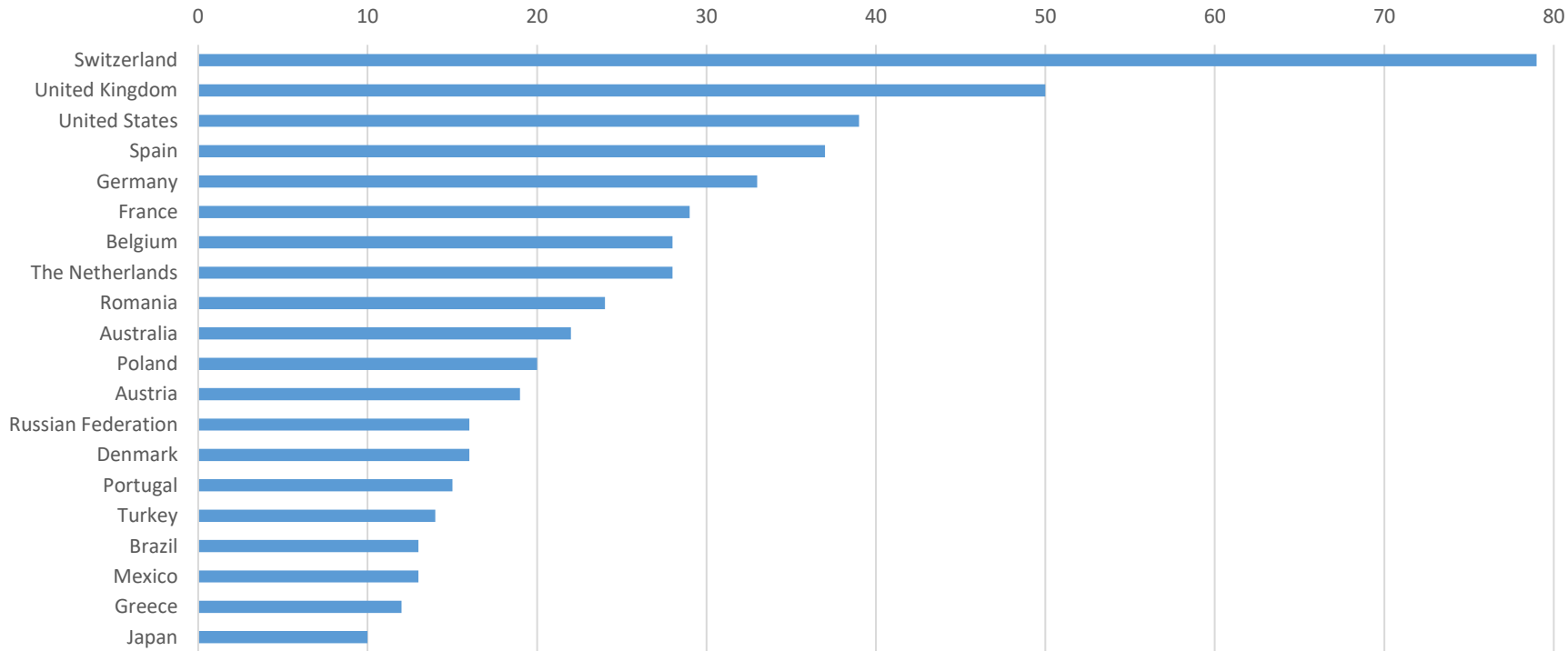
Data may change if/when delegates verify their profile data at a later stage





# Overall registration statistics - Comparative world stats

Top 20 All Countries – Digital only

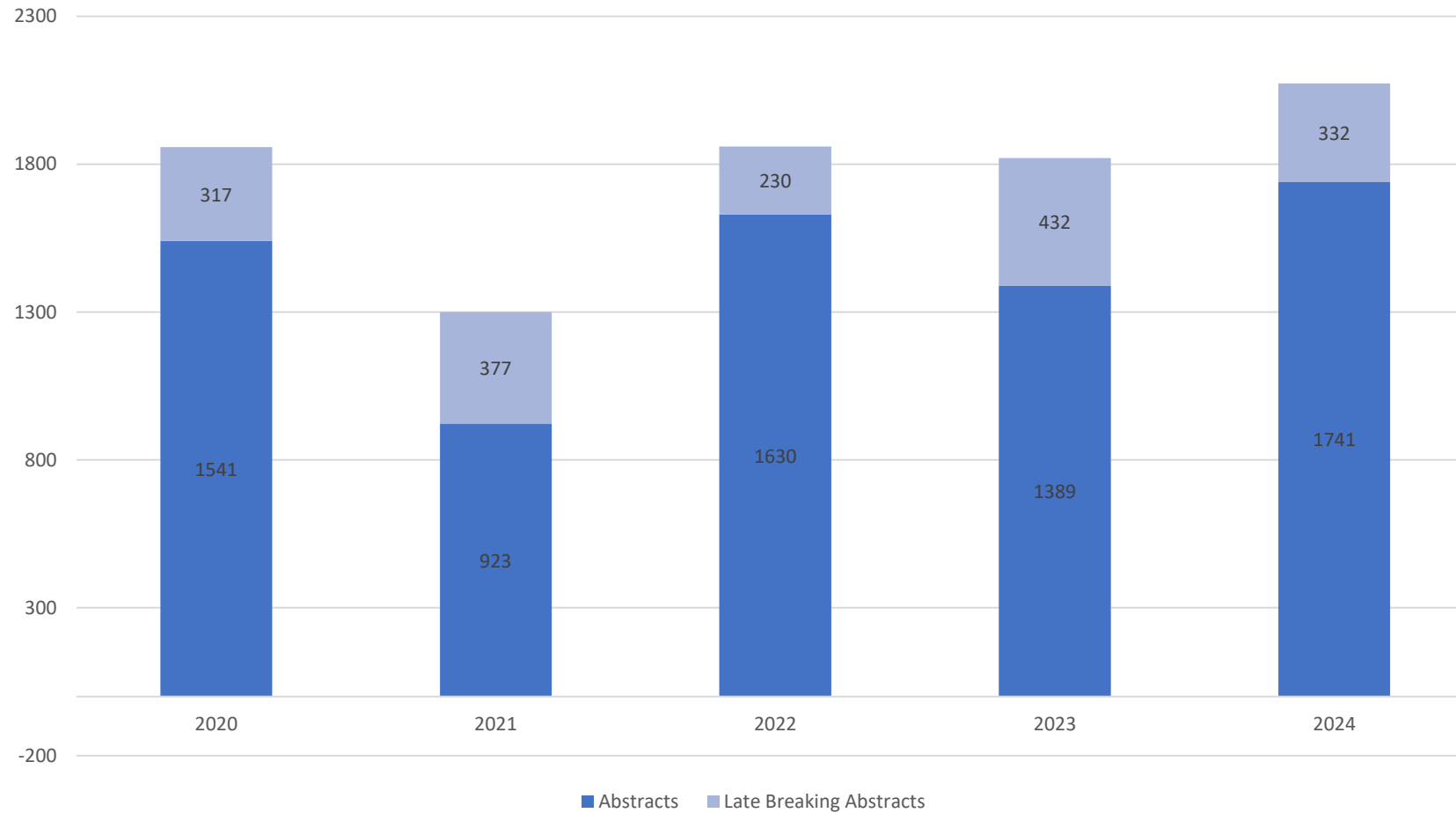


Country	Digital only
Switzerland	79
United Kingdom	50
United States	39
Spain	37
Germany	33
France	29
Belgium	28
The Netherlands	28
Romania	24
Australia	22
Poland	20
Austria	19
Russian Federation	16
Denmark	16
Portugal	15
Turkey	14
Brazil	13
Mexico	13
Greece	12
Japan	10

Data may change if/when delegates verify their profile data at a later stage



## Comparative submitted abstract numbers



Data may change if/when delegates verify their profile data at a later stage



# EAACI Hybrid 2024 – Industry Programme

❖ Total of 24 sponsored sessions

- Friday 31 May – 6 Satellite Symposia & 2 Mini Satellite Symposia
- Saturday 1 June – 13 Satellite Symposia
- Sunday 2 June – 3 Satellite Symposia
- Monday 3 June – no Industry sessions

FRIDAY 31 MAY SATURDAY 1 JUN SUNDAY 2 JUN MONDAY 3 JUN

Scientific Industry

City	Zaragoza	Sevilla	Almeria	Alicante
8:00				
9:00				
10:00				
11:00				
12:00	SAT1-1 - AstraZeneca - Alleviating asthma: the missing link between upper and lower	SAT1-2 - Blueprint Medicines - Transforming management of incident systemic mastocytosis		SAT1-3 - Sanofi Biologics - On-treatment clinical remission in Usher and
13:00			SAT1-4 - Stalergenes - GSK - Seasonal memory: New data for a sustained and sustained	SAT1-5 - Menarini - From bench to bedside: side improving control of allergic rhinitis
14:00				SAT1-6 - Biocryt - Reimagining secondary angiodema (MAE) care - It's time to bring the
15:00				
16:00				
17:00				MSAT1-1 - Takeda - MAE and chronicity
18:00				MSAT1-2 - GSK - Subcutaneous therapy
19:00				
20:00				

FRIDAY 31 MAY SATURDAY 1 JUN SUNDAY 2 JUN MONDAY 3 JUN

Scientific Industry

City	Barcelona	Malaga	Zaragoza	Sevilla	Almeria	Alicante
8:00						
9:00					SAT2-1 - Thermo Fisher Scientific - How can I use food allergy diagnostic tools in my daily clinical	
10:00						
11:00						
12:00	SAT2-2 - Novartis Pharma AG - Navigating the algorithm of CGU management	SAT2-3 - DBV Technologies - Epicutaneous route an innovative potential	SAT2-4 - CIL Bernto - Research: topics and the rising tide of advances in HAE, where are we	SAT2-5 - Allergopharma - From exams to remotes - the life story of allergens	SAT2-6 - AstraZeneca - Transforming severe asthma respiratory care: the clinical experience	SAT2-7 - H&M Allergy - All-ages - Are you ready to rumble?
13:00						
14:00					SAT2-8 - AAI - Expanding HAE evidence with new data in clinical case in children with	SAT2-9 - GSK - Expanding understanding of IgE-2: biological effects and clinical relevance in
15:00						
16:00					SAT2-10 - Takeda - TAK-925 (IgE) - Improving HAE across the patient	SAT2-11 - Free Pharma & Menarini - Through Their Eyes: Redefining the Journey of Allergic
17:00						SAT2-12 - LAM Pharma - Hot topics in AIT
18:00						
19:00						SAT2-13 - Valletta Pharmaceuticals - Closing gaps in HAE Management: addressing
20:00						

FRIDAY 31 MAY SATURDAY 1 JUN SUNDAY 2 JUN MONDAY 3 JUN


Scientific Industry

City	Sevilla	Alicante
8:00		
9:00		
10:00		
11:00		
12:00	SAT3-1 - Ions Pharmaceuticals - AtRisk-Free in HAE? Improving Disease	SAT3-2 - GSK - Evaluating patient treatment outcomes in severe asthma and COPD
13:00		
14:00		SAT3-3 - Allergy Therapeutics - Setting a new standard for grass subcutaneous
15:00		
16:00		
17:00		
18:00		
19:00		



## Overall statistics - Industry participation / delegate interaction

Over 40  
Digital  
Exhibition  
booths



23 Onsite  
Industry  
Symposia



1,138 views  
of EAACI  
digital  
platform

57 Onsite  
Exhibiting  
companies  
(increase of 7  
from 2023)



Online delegates  
watched on **AVG 42  
minutes** of content  
across all EAACI  
digital channels

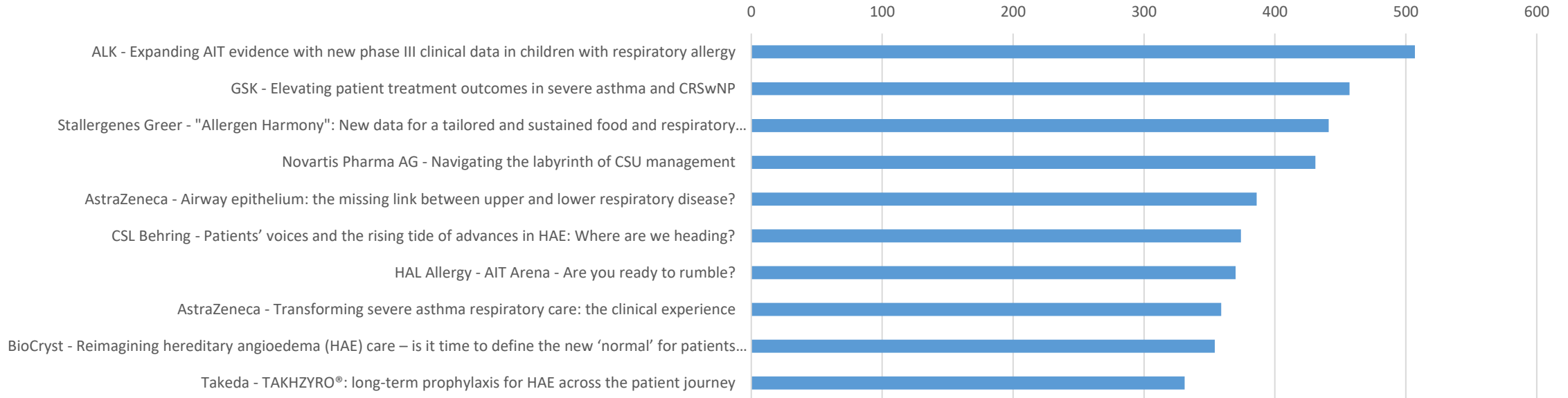


**AVG 430** unique  
users viewed  
Industry sessions  
in the dedicated  
Industry digital  
channels



## Top 10 Industry Sessions by onsite delegates

### Top 10 Industry Sessions - onsite attendance

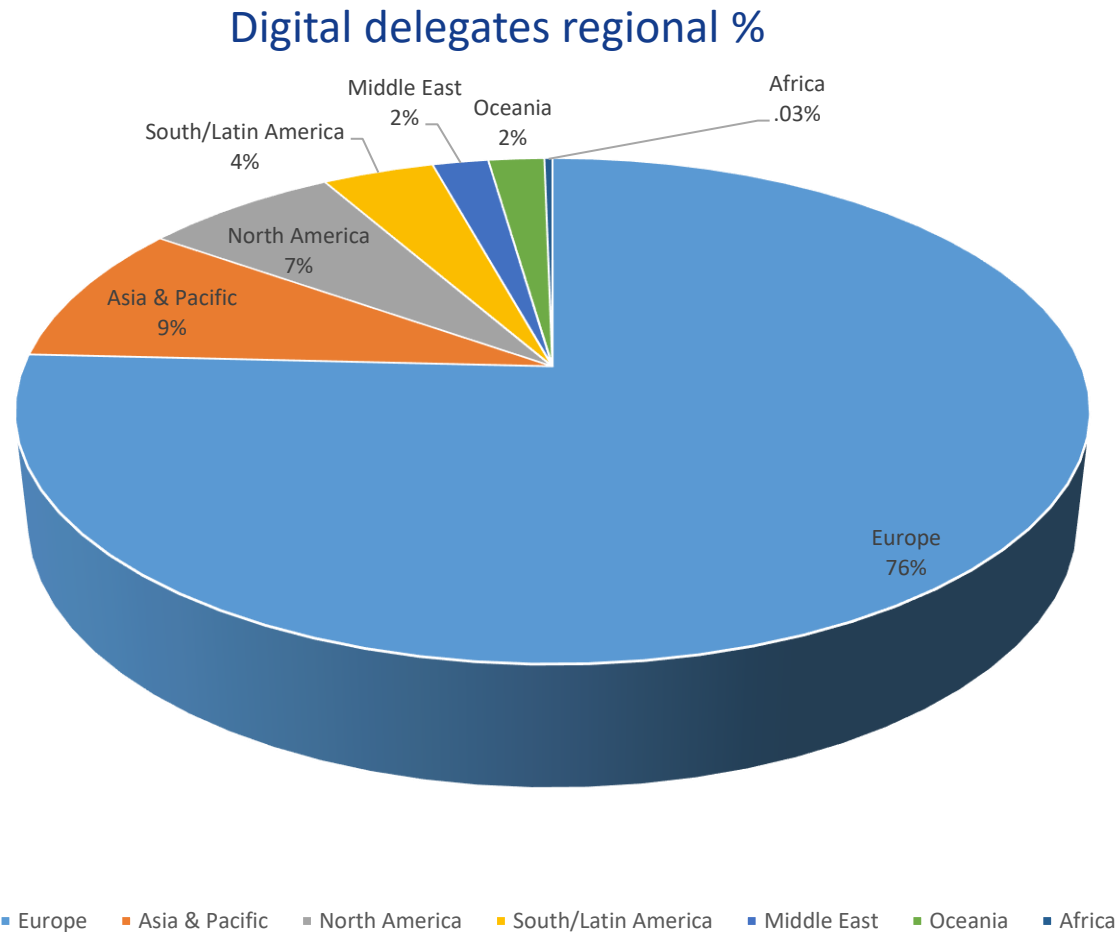


Please note:

- Metrics/data for Industry sessions are only available with booked a Premium Digital package or an [Additional Analytics module](#)



## Digital Platform – regional delegate representation



Data may change if/when delegates verify their profile data at a later stage

### TOP 5 ROW Countries – Digital delegates attendees

1. United States
2. Brazil
3. Japan
4. Australia
5. India

### TOP 10 EU Countries – Digital delegates attendees

1. Spain
2. United Kingdom
3. Germany
4. The Netherlands
5. France
6. Switzerland
7. Italy
8. Romania
9. Austria
10. Portugal

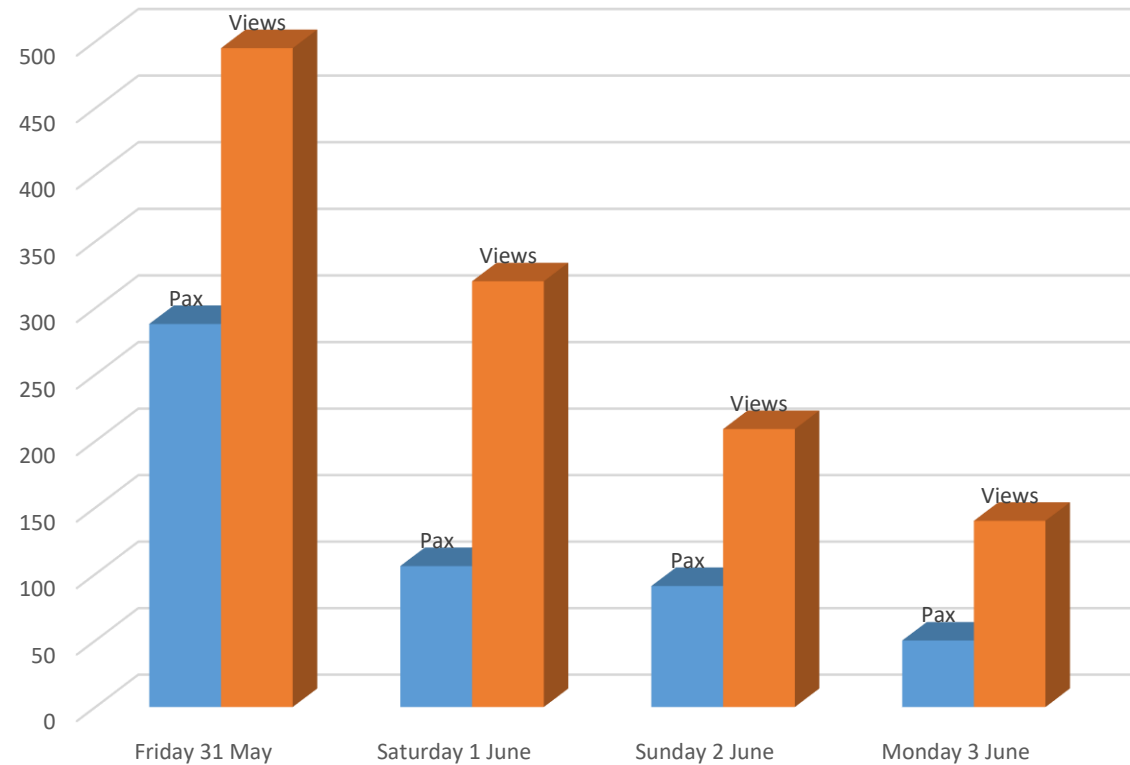


## Digital Platform – exhibition area

### Digital Exhibitors by both views – TOP 15

1. Allergopharma
2. Stallergenes Greer
3. Allergy Therapeutics
4. AstraZeneca
5. LETI Pharma
6. BioCryst
7. HAL Allergy
8. CSL Behring
9. Thermo Fisher Scientific
10. Bedfont Scientific Ltd.
11. Sanofi Regeneron
12. Siemens Healthineers
13. Immunotek
14. ALK
15. Sanofi

### Unique users (pax) vs Total number of Views in the virtual exhibition area



## Digital Platform – Unique scientific session views as of 03.06.2024

*(Per day – AVG unique digital users that watched at least one session across all EAACI digital channels)*

Online delegates participation across all devices...





## Digital/Onsite Assets – EAACI Digital Platform / Mobile App / Abstract sessions

**701 AVG** clicks on the EAACI Mobile App notifications per day



**23 min 20 sec** Overall time each user spent using EAACI Mobile App



**1644 AVG** views across all 8 channels EAACI Digital Platform

**43 min** AVG time each user spent engaged with EAACI digital content on their PC/desktop

**2591** EAACI Mobile App users / **2978** EAACI Digital platform users



### Abstracts

- 30 Flash Talk Sessions
- 39 Oral Abstract Session
- 3 Poster Walks – 97 Thematic Poster Sessions
- 8 JMA Poster Sessions
- 1 pitch session (Innovation Hub)



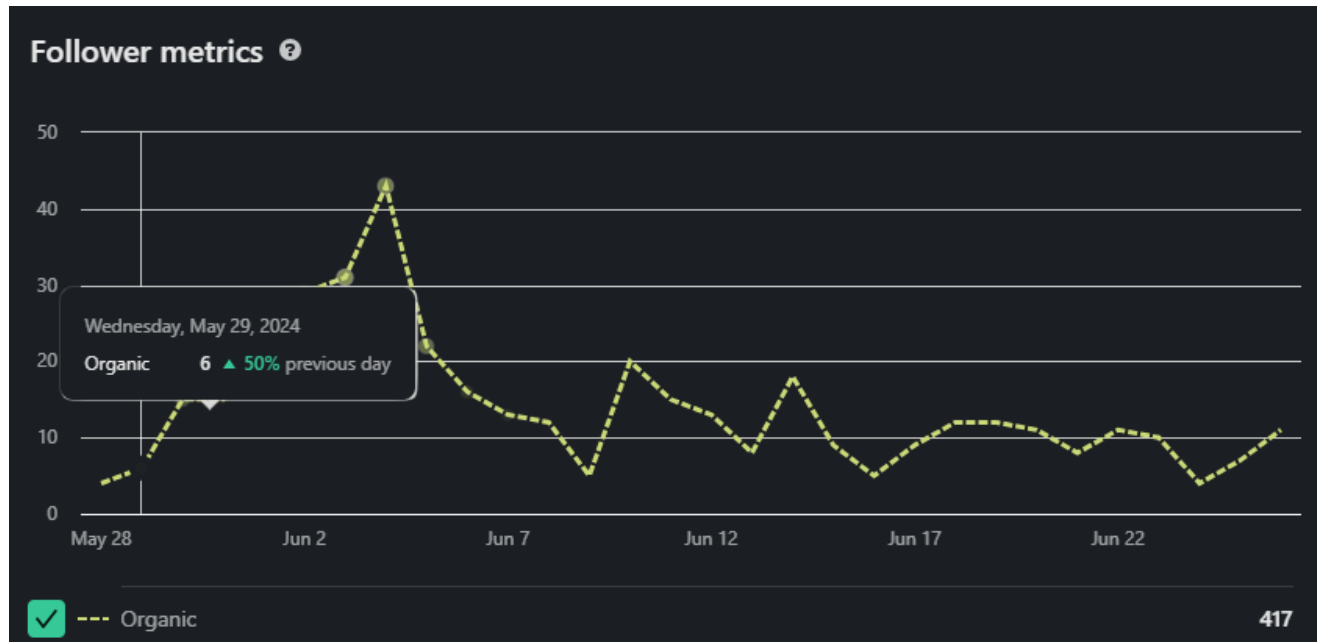
## EAACI on Social media – Statistics LinkedIn



LinkedIn – 13,698 followers

Demographics:

Top job Function: Healthcare (17%) and Research (10.9%); Education (11.4%) Seniority level : Senior (35.5%)



Graphic 1 LinkedIn – Followers (The last 417 days)  
EAACI is very well positioned in comparison to other LinkedIn pages focused on health-care and research. It has the first place as an organization focused on Allergy and Asthma and the second place in general.



# EAACI on Social media – Statistics Facebook



## EAACI Facebook – Statistics

29 May – 27 June 2024

POSTS

### Top posts



The EAACI Congress has officially begun in Valencia, Spain! From May 31 to June 3, 2024, more than 7000 experts from around the globe will gather to discuss groundbreaking advancements in precision medicine,

**90** likes and reactions



We're on the third day of the successful EAACI Congress 2024 in Valencia, Spain! Today has been packed with amazing lectures, stimulating abstract meetings, and insightful research group sessions. The enthusiasm and

**66** likes and reactions



The EAACI Congress 2024 has come to a successful end! With over 8000 attendees, our four days in Valencia under the theme 'Revolutionising Patient Care Through the Power of Data Science' have been

**49** likes and reactions

### Post impressions

**29,431**  
impressions

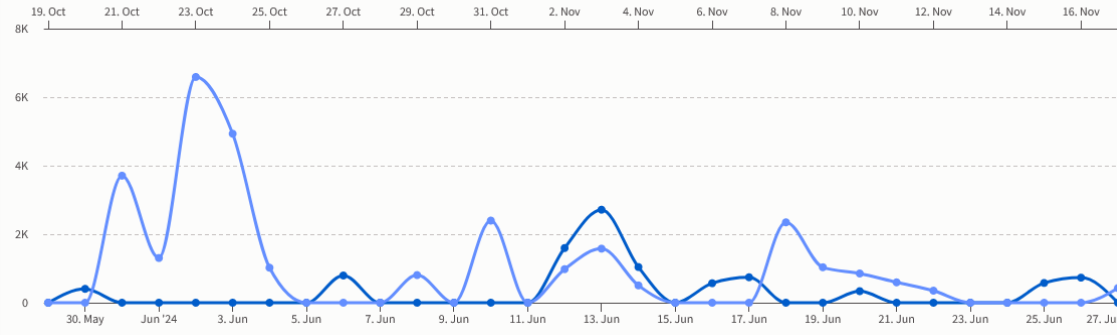
↗ **19,922** from **9,509**

### Post reach

**27,678**  
users

↗ **18,931** from **8,747**

### Post impressions



6.59 % post engagement rate in Facebook (Industry Average is 1.95%)



# EAACI Sponsorship Online Platform (ESOP)

POS	No/Yes	Service
<b>EXHIBITION</b>		
001	<input checked="" type="checkbox"/>	Exhibition free build space The Exhibition at the EAACI Congress 2019 offers an unique opportunity to exhibit and exchange. Book the free build exhibition space for your in-house project!
002	<input type="checkbox"/>	Exhibition shell scheme package The Exhibition at the EAACI Congress 2019 offers an unique opportunity to exhibit and exchange. Book your shell scheme package and you are ready to exhibit!
<b>SPONSORED SYMPOSIUM</b>		
003	<input checked="" type="checkbox"/>	Company Sponsored Mini Symposium 30-minute session during Lunch time
004	<input checked="" type="checkbox"/>	Basic Webcasting of your Symposium Record your symposium as a Webcast. Your webcast contains the presented slides, audio plus the video of the speaker
005	<input checked="" type="checkbox"/>	Advanced Webcasting of your Symposium Record your symposium as a Webcast. Your webcast contains the presented slides, audio, video of the speaker, customised background and publication in the EAACI Media Library for 2 years.
006	<input type="checkbox"/>	Livestreaming of your Symposium Increase the coverage of your symposium by broadcasting online!

**EAACI 2019**

Price

950 € net/sqm + 2,50 EUR net/sqm waste disposal fee

99 sqm

750 € net/sqm + 2,50 EUR net/sqm waste disposal fee

17,500 € net

4 June

2,500 € net

1

6,500 € net

1

**32,373**

€

EAACI Admin  
Quanti s.r.o.  
**INDUSTRY OPPORTUNITIES**

Home Order detail Log Out

Pending 139,463 € Export in PDF

To,  
**EAACI Admin**  
Quanti s.r.o.  
Thokurova 531/4  
16000, Prague

Order Date: 20.05.2019 08:41

Academy of Allergy and Clinical Immunology

Item	Quantity / Details	Price
<b>2019</b>		
Exhibition free build space	45 sqm	29,363 €
Social Media Screens		4,500 €
Bubbles	4 Bubbles	34,000 €
Advanced Company Profile in the App		1,500 €
EAACI TV Sponsorship		8,500 €
EAACI Webcast Selection		10,000 €
EAACI Educational Support Programme		5,000 €
Highlights Session		5,000 €
Industry Meeting Room 4 PAX	Tuesday (full) Sunday (morning)	1,000 €
<b>2019</b>		
Full Webcasting of your Satellite Symposium	2	20,000 €
Webcasting & Livestreaming of your Satellite Symposium	1	10,000 €

**EAACI sponsors**

EAACI Admin Super Admin

EAACI Sponsorship platform

Welcome to the EAACI Sponsorship submission platform. From feedback received during last year's, we have now streamlined and optimised to create an easy request process.

The EAACI Headquarters are at your disposal for any further details or clarifications you may need. We thank you in advance for your collaboration.

0 €

No item has been selected.

Further order information:  
Booking process and sponsor account

EAACI Meetings

Make your selection below between the EAACI Annual Congress, Focused Meetings, Allergy Schools, Winter Schools and Master Classes.

**EAACI 2019**

Annual Congress 2019  
1 - 6 June 2019  
Lisbon, Portugal

Book your items

**PAAM 2019**

Pediatric Allergy and Asthma Meeting  
17 - 19 October 2019  
Florence, Italy

Book your items

**DHM 2020**

Drug Hypersensitivity Meeting  
2 - 4 April 2020  
Verona, Italy

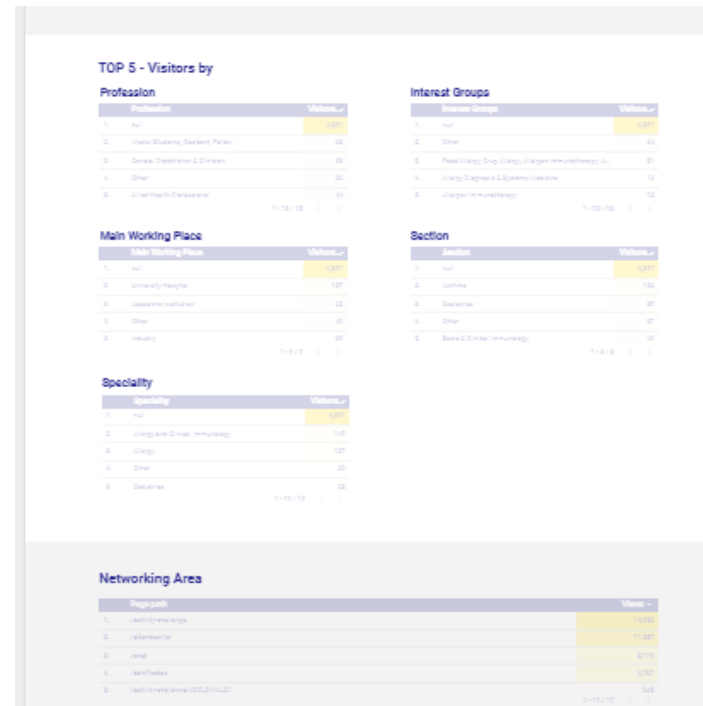
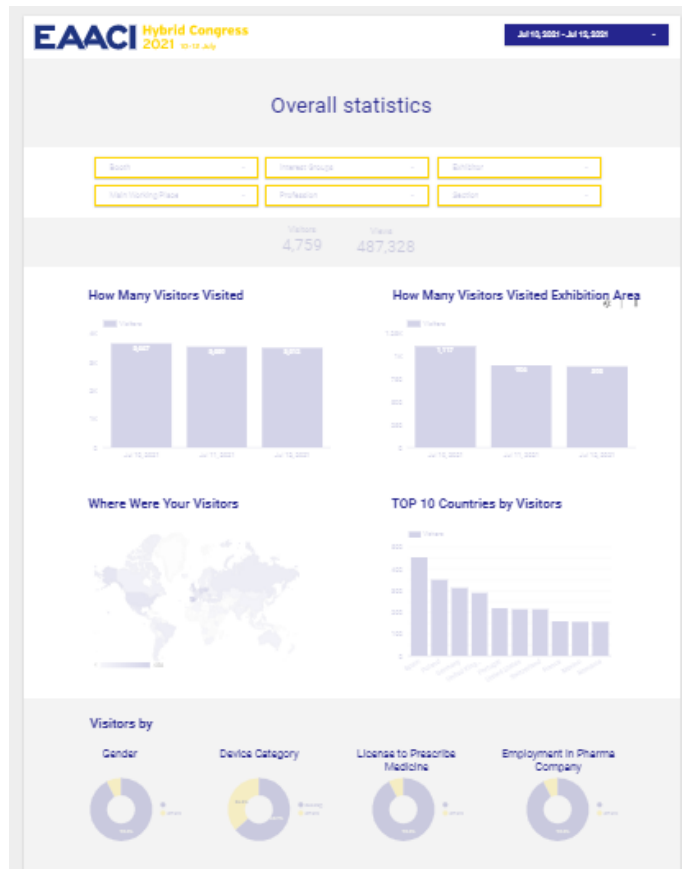
Book your items

- ESOP must be used by all sponsors/exhibitors allowing:
  - Easy to use ordering online
  - Dissemination of important information / specifications
  - basic reporting / sponsor income financial data for all company profiles (tab – “Ranking”)
  - EAACI to monitor a list approved agencies and staff representatives on this platform
  - Follow [FAQ](#) for EAACI Annual congress and events important info.



# EAACI Sponsor tools - Metrics

## EAACI Digital Congress 2024 Metrics / Data Analysis platform



- **Premium Symposium Digital Package** includes unique non personal delegate metrics/data provided in an easy-to-read format
- For sponsors that don't purchase the premium digital package, an [Analytics additional module](#) is possible to purchase that offers the same metrics/data information
- A [lead retrieval module](#) is also possible to purchase additionally that will give sponsors access to the personal data of all delegates that viewed their session (GDPR compliant).



# Glasgow – EAACI 2025



**EAACI**



Scottish  
Event  
Campus

**GLASGOW  
CONVENTION  
BUREAU**

## EAACI Hybrid 2025 – Overview

- Location: Glasgow, UK
- Annual Congress - Date: 13 June - 16 June 2025
- Ethical MedTech/e4ethics (CVS status): EMT-24-01056
- All sponsor items available to book on the [EAACI Sponsor Online Platform](#) (ESOP) – user account required.
- For all EAACI activities visit <https://eaaci.org/industry-prospectus/> (no login required)

All Industry Site visit – [Industry Site Visit PowerPoint presentation – Wednesday 25 September 2024](#) (must be logged into the EAACI Sponsor Online Platform)

