

Guidelines for Thematic Poster Session presenters

As a presenter in a TPS (Thematic Poster Session), you are required to prepare a **digital poster (ePoster)** and a **printed poster** (to be put up in the Poster Area indicated in your notification email).

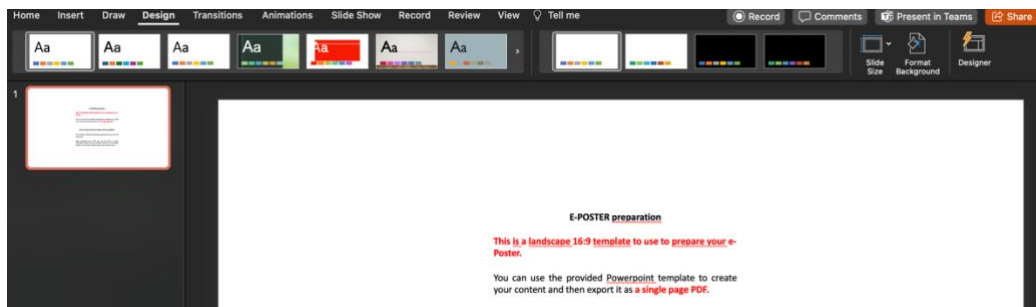
Please note that:

- **ePoster** must be prepared in 16:9 using this [template](#)
- **Printed poster** should not exceed 118,9 cm (width) x 84,1 cm (height)

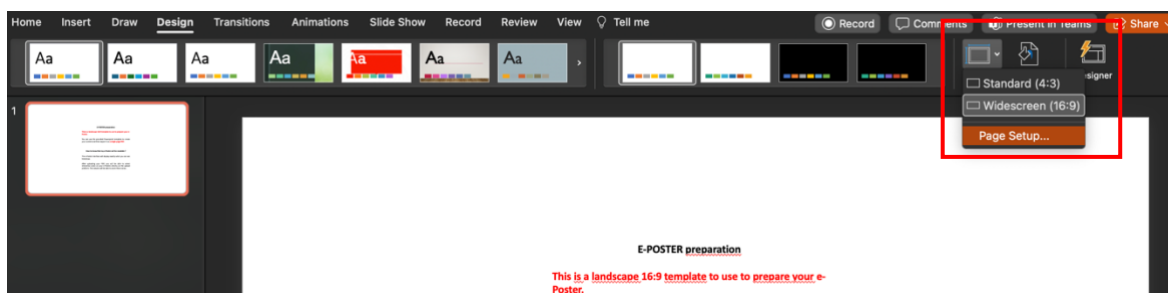
As these are two different formats; you have the following options **for your printed poster**:

- Keep your ePoster file and print it, respecting the maximum height (84,1 cm)
- Resize your file in PowerPoint following the steps below

1- Go to the “**Design**” tab of PowerPoint:

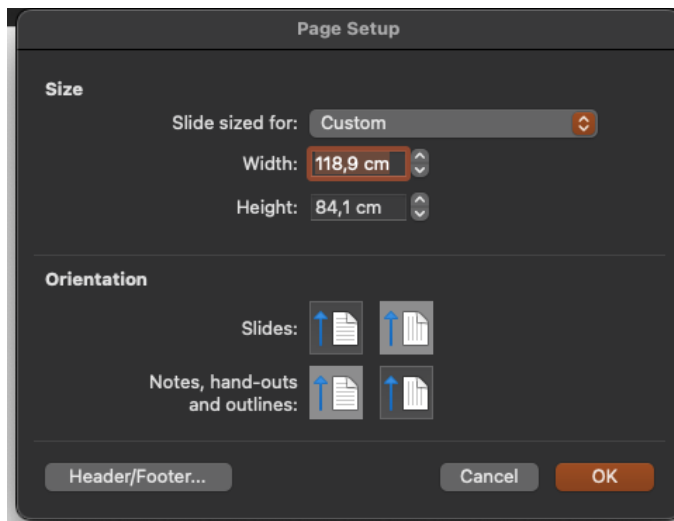


2- Click on “**Slide size**”:





- 3- Then, click to “**Page Setup...**” and enter the maximum size for the printed posters (**landscape orientation**):



- 4- Save and resize objects of your file (images, text...) to fit the entire page