



Guidelines for Thematic Poster Session presenters

As a presenter in a TPS (Thematic Poster Session), you are required to prepare a **digital poster (ePoster)** and a **printed poster** (to be put up in the Poster Area indicated in your notification email).

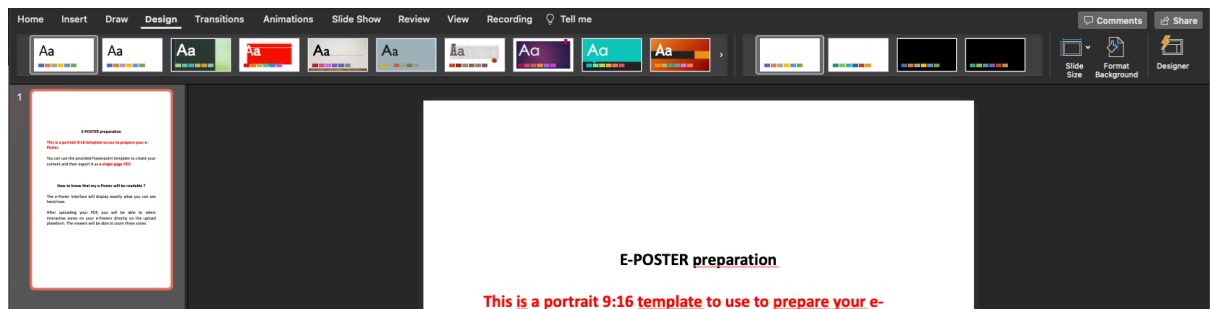
Please note that:

- **ePoster** must be prepared in 9:16 using this [template](#)
- **Printed poster** should not exceed 84,1 cm (width) x 118,9 cm (height)

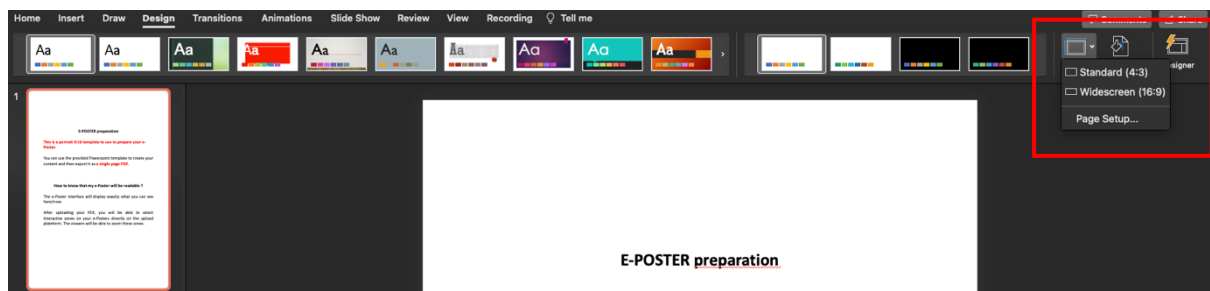
As these are two different formats; you have the following options **for your printed poster**:

- Keep your ePoster file and print it, respecting the maximum height (118,9 cm)
- Resize your file in PowerPoint following the steps below

1- Go to the “**Design**” tab of PowerPoint:

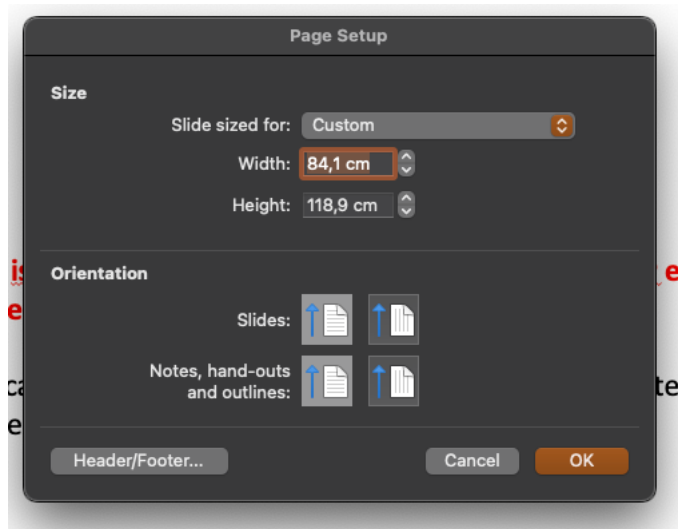


2- Click on “**Slide size**”:





3- Then, click to “Page Setup...” and enter the maximum size for the printed posters:



4- Save and resize objects of your file (images, text...) to fit the entire page